JT SIh(B) 315-330W

Dual-glass Monocrystalline Solar Module

120 Cells / MBB / Bifacial Mono PERC / 1500V DC / 19.4% Maximum Efficiency

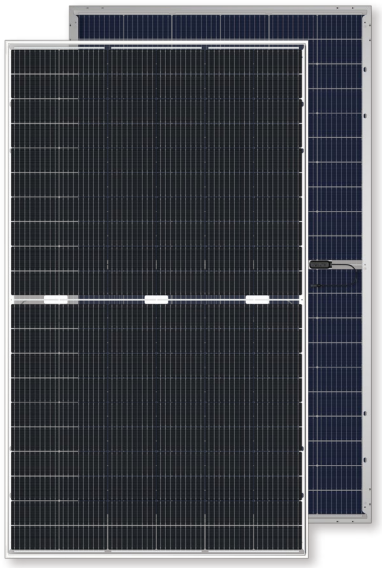

KEY FEATURES

Ultra-high power output
MBB mono PERC cell technology, maximum power output 330W
Half-cut cell layout, lower Rs loss and thermal coefficients
Bifacial cell, additional 5%-30% more yield

Ultra-high reliability
Dual-galss design with POE encapsulant, no PID risk
100% EL double inspection, stringent internal quality control

Excellent low light performance
Excellent low light performance on cloudy days
mornings and evenings

Certified to withstand the most challenging environment
2400 Pa wind load • 5400 Pa snow load • 25 mm hail stones at 82 km/h

High system voltage Compatible
Maximum 1500V DC system voltage saves total system cost

High fire class
Fire class A certified, minimize the fire risk of the system

QUALIFICATIONS & CERTIFICATES

- IEC 61215, IEC 61730
- ISO 9001: Quality Management System
- ISO 14001: Environment Management System
- OHSAS 18001: Occupational Health and Safety
- IEC TS 62941: Design and Manufacture of Crystalline Silicon Photovoltaic Modules

JETION SOLAR

As a member of CNBM - a Fortune 500 company, Jetion Solar provides various product solutions, global EPC service and financing. Its standard and high-efficiency product offerings are among the most powerful and cost-effective in the industry. Till now, Jetion Solar has cumulatively more than 10 GW module shipment and 1 GW global EPC track records.

WARRANTY

12 years Product Warranty

30 years Performance Warranty

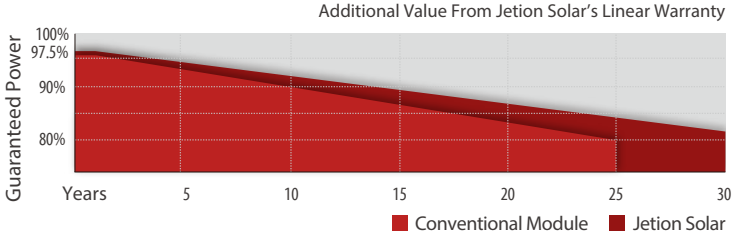

Jetion Solar (China) Co., Ltd.
Add: 1011 Zhencheng Road, Jiangyin, Jiangsu Province, P.R. China 214443
Tel: +86 (510) 8668 7300
E-mail: marketing@jetion.com.cn
Web: www.jetion.com.cn

CNBM | JETION SOLAR Visionary Green Energy

IV CURVES

IV Curves of JT330SIh(B) at different irradiances

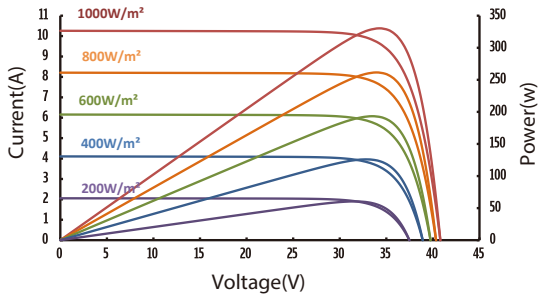

IV Curves of JT330SIh(B) at different Temp

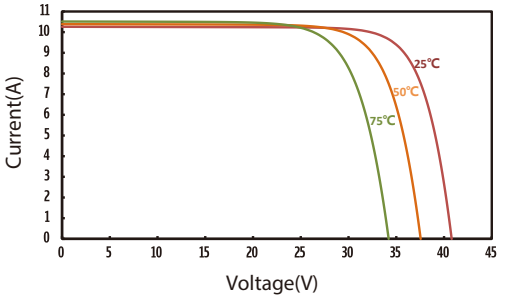

DIMENSION

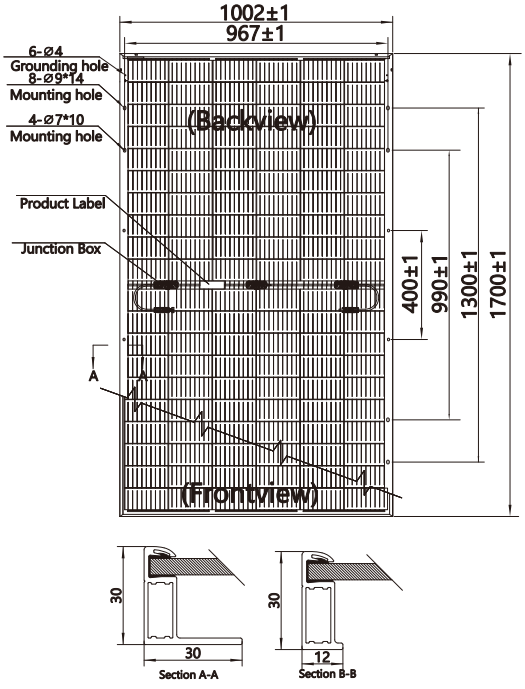

Remarks

ELECTRICAL DATA

TYPE (Tolerance: 0 - +5W)	JT315SIh(B)		JT320SIh(B)		JT325SIh(B)		JT330SIh(B)	
Test Condition	STC	NMOT	STC	NMOT	STC	NMOT	STC	NMOT
Maximum Power Pmax (W)	315	238	320	242	325	246	330	250
Maximum Power Voltage Vmp (V)	33.1	31.10	33.4	31.40	33.7	31.70	34.0	32.00
Maximum Power Current Imp (A)	9.52	7.66	9.59	7.71	9.65	7.76	9.71	7.81
Open Circuit Voltage Voc (V)	39.9	37.60	40.2	37.90	40.5	38.20	40.8	38.50
Short Circuit Current Isc (A)	10.1	8.17	10.16	8.22	10.2	8.27	10.26	8.32
Module Efficiency (%)	18.5%		18.8%		19.1%		19.4%	

STC: Irradiance 1000W/m², Cell Temperature 25°C, Air Mass AM1.5
NMOT: Irradiance at 800W/m², Ambient Temperature 20°C, Wind Speed 1m/s

REAR SIDE POWER GAIN (JT320SIh(B))

Power Gain	5%	10%	15%	20%	25%	30%
Maximum Power - Pmax (W)	336	352	368	384	400	416
Maximum Power Voltage -Vmp (V)	33.40	33.40	33.40	33.50	33.50	33.50
Maximum Power Current -Imp (A)	10.06	10.54	11.02	11.46	11.94	12.42
Open Circuit Voltage -Voc (V)	40.20	40.20	40.20	40.30	40.30	40.30
Short Circuit Current -Isc (A)	10.63	11.11	11.59	12.03	12.51	12.99

TEMPERATURE RATINGS

Temperature Coefficient of Isc (αIsc)	+0.05%/°C
Temperature Coefficient of Voc (βVoc)	-0.30%/°C
Temperature Coefficient of Pmax (γPmp)	-0.35%/°C
Normal Module Operating Temperature (NMOT)	41°C±3°C

OPERATING PARAMETERS

Maximum System Voltage	1500V/DC(IEC)
Operating Temperature	-40°C-+85°C
Maximum Series Fuse	20A
Maximum Test Load,Push/Pull	5400Pa/2400Pa
Conductivity at Ground	≤ 0.1Ω
Safety Class	II
Resistance	≥100MΩ
Voc and Isc Tolerance	±3%
Bifaciality	70±5%

MECHANICAL DATA

Solar Cell Type	Mono 79.375×158.75 mm(3.13×6.25 inches)
Number of Cells	120 [2 x (10 x 6)]
Module Dimensions	1700×1002×30 mm(66.9×39.4×1.2 inches)
Weight	22 kg(48.5 lb)
Front Cover	2.0 mm (0.08 inches), high transmission, AR coated tempered glass
Back Cover	2.0 mm (0.08 inches), high transmission, AR coated tempered glass
Frame	Silver, anodized aluminium alloy
J-Box	≥IP67
Cable	4.0 mm² solar cable, 300 mm(11.8 inches)
Number of diodes	3
Connector	MC4 EVO2 compatible

PACKAGING CONFIGURATION

Module per pallet	35 pieces
Module per 40'HQ container	26 pallets, 910 pieces

*Installation instruction must be followed.See the installation manual or contact our technical service department for further information on approved installation.
*The specification and key features described in this datasheet may deviate slightly and are not guaranteed. Due to ongoing innovation, R&D enhancement, Jetion Solar (China) Co., Ltd. reserves the right to make any adjustment to the information described herein at any time without notice. Please always obtain the most recent version of the datasheet which shall be duly incorporated into the binding contract made by the parties governing all transactions related to the purchase and sale of the products described herein. Jetion Solar_REV_2020_09_EN

CNBM | JETION SOLAR Visionary Green Energy